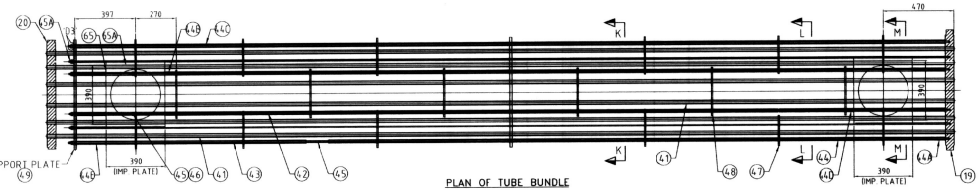
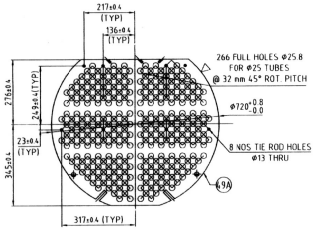


ELEVATION OF TUBE BUNDLE



PLAN OF TUBE BUNDLE



FULL SUPPORT PLATE
PART NO. 49A

112	GASKET	1	CAFF	788 OD x 762 ID x 1 THK
111	GASKET	1	UA	788 OD x 762 ID x 1 THK
110	TEJT RING FLANGE	1	SA 516 GR. 70(IS 2062)	868 OD x REF DET
109	LIFTING EYE BOLT	2	SA 105	M56 x REF DET
108	NUTS	48	SA 194-GR.2H	M56
107	S.U.D.S	24	SA 193-GR.B7	M56 x 275 LG
106	TEJT RING SHELL	1	IS-2062 GR. B	745 OD x 720 THK x 70 LG.
105	TEJT RING FLANGE	1	SA 516 GR. 70(IS 2062)	875 OD x REF DET
104	GASKET	1	UA	892 OD x 866 ID x 1 THK
103	GASKET	1	RUBBER	745 OD x 717 ID x 3.4 Ø
102	TEJT RING SHELL	1	IS-2062 GR. B	735 OD x 20 THK x 160 LG x REF. DET.
101	TEJT RING FLANGE	1	IS-2062	972 OD x REF. DET.
100	DOWEL PIN	4	IS-2062 GR. B	Ø20 x 40 LG x REF. DET.
99	DOWEL PIN LUG	2	SA- 516 GR. B	60 x 40 x 32 THK.
98	JACK SCREW	4	SA 193-GR B7	M20 x 80 LG. x REF. DET
97	RING FOR DAVIT	1	IS-2062 GR. B	89 ID x 3 THK. x 35 LG.
96	S.TOPPER PLATE FOR DAVIT	1	IS-2062 GR. B	165 x 35 x 12 THK.
95	SLIDING LINK FOR DAVIT	1	IS-2062 GR. B	Ø20 x REF. DET.
94	LETING LUG FOR CHANNEL COVER FLANGE	1	IS-2062 GR. B	75 x 65 x 16 THK x REF DET.
93	END PIECE FOR DAVIT	1	IS-2062 GR. B	Ø95 x 40 LG x REF DET.
92	SUPPORT PIPE FOR DAVIT ARM	1	SA 106 GR. B	2" NB x SCH. 160 x 385 LG.
91	PIPE FOR DAVIT ARM	1	SA 106 GR. B	3" NB x SCH. 160 x 1541 LG.
90	RIB PLATE	2	IS-2062 GR. B	238 x 167 x 16 THK.
89	PIPE FOR COLLAR - TOP	1	SA 106 GR. B	4" NB x SCH. 80 x 744 LG.
88	PIPE FOR COLLAR - BOTTOM	1	SA 106 GR. B	4" NB x SCH. 80 x 730 LG.
87	TOP PLATE FOR DAVIT	1	IS-2062 GR. B	327 x 164 x 16 THK
86	BOTTOM PLATE FOR DAVIT	1	IS-2062 GR. B	327 x 164 x 16 THK
85	RING FOR DAVIT	1	IS-2062 GR. B	89 ID x 3 THK. x 35 LG.
84	STOPPER PLATE FOR DAVIT	1	IS-2062 GR. B	165 x 35 x 12 THK.
83	SLIDING LINK FOR DAVIT	1	IS-2062 GR. B	Ø20 x REF. DET.
82	LETING LUG FOR SHELL COVER FLANGE	1	IS-2062 GR. B	75 x 65 x 16 THK x REF DET.
81	END PIECE FOR DAVIT	1	IS-2062 GR. B	Ø95 x 40 LG x REF DET.
80	SUPPORT PIPE FOR DAVIT ARM	1	SA 106 GR. B	2" NB x SCH. 160 x 360 LG.
79	PIPE FOR DAVIT ARM	1	SA 106 GR. B	3" NB x SCH. 160 x 2004 LG.
78	RIB PLATE	2	IS-2062 GR. B	250 x 180 x 16 THK.
77	PIPE FOR COLLAR - TOP	1	SA 106 GR. B	4" NB x SCH. 80 x 266 LG.
76	PIPE FOR COLLAR - BOTTOM	1	SA 106 GR. B	4" NB x SCH. 80 x 150 LG.
75	TOP PLATE FOR DAVIT	1	IS-2062 GR. B	338 x 164 x 16 THK.
74	BOTTOM PLATE FOR DAVIT	1	IS-2062 GR. B	338 x 164 x 16 THK.
73	CONNECTING PIECE	2	SA- 516 GR. 60	51 WIDTH x 29 THK. x REF. DET.
72	SEALING ROD	4	IS-2062 GR. B	Ø25 x 4968 LG.
71	SEALING STRIP - TOP	2	SA- 516 GR. 60	4432 x 81 x 11 THK.
70	SEALING STRIP - TOP	1	SA- 516 GR. 60	4432 x 127 x 8 THK
69	SEALING STRIP - BOTTOM	1	SA- 516 GR. 60	4932 x 89 x 8 THK
68	SLIDING STRIP	4	SA- 516 GR. 60	5783 x 54 x 16 THK.
67	LIFTING LUG (FL. HEAD DISH)	1	SA- 516 GR. 60	100 x 85 x 16 THK x REF. DET.
66	EARTHING LUG	2	IS-2062 GR. I	100 x 75 x 10 THK.
65A	FIXING PLATE FOR IMPINGEMENT PLATE	4	SA- 516 GR. 60	390 x 25 x 8 THK.
65	IMPINGEMENT PLATE	2	SA- 516 GR. 60	390 x 398 x 8 THK.
64	END PLATE FOR VAPOUR BELT	2	SA- 516 GR. 60	1181 OD x 749.0 x 1.22 THK
63	VAPOUR BELT	1	SA- 516 GR. 60	1181 OD x 18 THK x 800 LG.
62	NUTS FOR BOLTING ITEM 11 & 12	88	SA 194- GR.2BM	M20 HEAVY SERIES
61	S.U.D.S. FOR BOLTING ITEM 11 & 12	44	SA 193-GR.B7M	M20 x 220 LG., ASME B1.1
60	NUTS FOR BOLTING ITEM 7 & 8	88	SA 194- GR.2D	M20 HEAVY SERIES
59	S.U.D.S FOR BOLTING ITEM 7 & 8	44	SA 193-GR.B7	M20 x 200 LG., ASME B1.1
58	NUTS FOR BOL TING ITEM 5 &8	96	SA 194- GR.2D	M20 HEAVY SERIES
57	S.U.D.S FOR BOL TING ITEM 5 &8	48	SA 193-GR.B7	M20 x 260 LG., ASME B1.1
56	NUTS FOR BOL TING ITEM 9 & 10	64	SA 194- GR.2D	M20 HEAVY SERIES
55	S.U.D.S FOR BOL TING ITEM 9 & 10	32	SA 193-GR.B7	M20 x 220 LG., ASME B1.1
54	SHIMS FOR NAME PLATE	4	ALUMINIUM	Ø5 x 20 LG.
53	PASS PARTITION PLATE - FL. HEAD	3	SA- 516 GR. 70	14 THK. x REF. DET.
52	PASS PARTITION PLATE - CHANNEL	3	SA- 516 GR. 70	14 THK. x REF. DET.
51	PUSH FOR PULLING EYE BOLT	3	SA 105	M20 x REF. DET.
50	PULLING EYE BOLT	3	SA 105	M20 x REF. DET.
49A	FULL SUPPORT PLATE	1	IS-2062 GR. I	720.2 OD x 16 THK x REF DET
49	SUPPORT PLATE	1	IS-2062 GR. I	720.2 OD x 16 THK x REF DET
48	BAFFLE PLATE	5	IS-2062 GR. I	720.2 OD x 8 THK x REF DET
47A	BAFFLE PLATE	2	IS-2062 GR. I	720.2 OD x 8 THK x REF.DET.
47	BAFFLE PLATE	1	IS-2062 GR. I	720.2 OD x 8 THK x REF DET
46	TC ROD NUTS	12	SA 194- GR.2H	TO SUIT TIE ROD M12
45	TC ROD	6	IS-2062 GR. I	Ø12 x 5816 LG.
45	TC ROD	2	IS-2062 GR. I	Ø12 x 5417 LG.
44C	SPACER	6	IS-1239	21.8 OD x 2.65 THK. x 385 LG.
44D	SPACER	4	IS-1239	21.8 OD x 2.65 THK. x 242 LG.
44C	SPACER	2	IS-1239	21.8 OD x 2.65 THK. x 704 LG.
44B	SPACER	4	IS-1239	21.8 OD x 2.65 THK. x 262 LG.
44A	SPACER	2	IS-1239	21.8 OD x 2.65 THK. x 409 LG.
44	SPACER	2	IS-1239	21.8 OD x 2.65 THK. x 684 LG.
43	SPACER	8	IS-1239	21.8 OD x 2.65 THK. x 876 LG.
42	SPACER	40	IS-1239	21.8 OD x 2.65 THK. x 434 LG.
41	TUBES	266	SA 179	25.4 OD x 2.5 THK. MIN. x 6000 LG.
40	NAME PLATE	1	SA- 240TP 316	150 x 110 x 2 THK.
39	NAME PLATE BRACKET	1	SA- 516 GR. 70	200 x 170 x 6 THK.
38	LIFTING LUG (SHELL & CHANNEL)	6	IS-2062 GR. I	75 x 65 x 16 THK. x REF DET.
37	RIPAD FOR LIFTING LUG (SHELL & CHANNEL)	6	SA- 516 GR. 70	195 x 58 x 18 THK x REF DET.
36	BASE PLATE	2	IS-2062 GR. I	530 x 150 x 16 THK.
35	WEB PLATE	2	IS-2062 GR. I	134 X 80 X 12 THK
34	WEB PLATE	4	IS-2062 GR. I	134. X 128 x 12 THK.
33	SUPPORT PLATE	2	IS-2062 GR. I	510 x 176 x 12 THK.
32	WEAR PLATE	2	SA- 516 GR. 70	150 x 600 x 12 THK.
31C	NUTS FOR MS TO N11	56	SA 194- GR.2H	M16 HEAVY SERIES
31B	S.U.D.S FOR NS TO N11	28	SA 193-GR.B7	M16 x 70 LG., ASME B1.1
31A	GASKET FOR NO TO N11	7	SS 316 OF SPIR. WOUND GASKETS & 3.2 THK. G.OUTER RING	114" x 150 # x 4.5 THK. AS PER ASME B 16.20.
31	BLIND FLANGE FOR MS TO N11	7	SA 105	114" x 150 # BLRF
30	NOZZLE NECK FOR N10 & N11	2	SA 106 GR. B	114" NB x SCH. 160 x 150 Lg.
29	NOZZLE NECK FOR N7, N8 & N9	3	SA 106 GR. B	114" NB x SCH. 160 x 180 Lg.
28	NOZZLE FLANGE FOR MS TO N11	7	SA 105	114" x 150 # WNRF x SCH. 160
27	NOZZLE NECK FOR N5 & N6	2	SA 106 GR. B	114" NB x SCH. 160 x 135 Lg.
26	NOZZLE FLANGE FOR N5 & N6	2	SA 105	4" x 150 # WNRF
25A	R' PAD FOR N3 & N4	2	SA- 516 GR. 70	197 OD x 10 THK.
25	NOZZLE NECK FOR N3 & N4	2	SA 106 GR. B	4" NB x 120 SCH. x 195 Lg.
24	NOZZLE FLANGE FOR N2	1	SA 105	20" x 150 # SELF REINFORCED WNRF. REF. DET.
23	NOZZLE FOR N2	1	SA 105	20" x SELF REINFORCED. REF. DET
22	NOZZLE FLANGE FOR N1A & N1B	2	SA 105	14" x 150 # WNRF. SCH. XS
21A	R' PAD FOR N1A & N1B	2	SA- 516 GR. 70	478 OD x 10 THK
21	NOZZLE NECK FOR N1A & N1B	2	SA 106 GR. B	14" NB x SCH. XS x 235 Lg.
20	F.DATING TUBE SHEET	1	SA- 516 GR. 70	Ø771 x 57 THK.
19	STATIONARY TUBE SHEET	1	SA- 516 GR. 70	Ø788 x 57 THK.
18	GASKET FOR FLOATING TUBE SHEET	1	UA	717 OD x 691.0 x 3 THK
17	GASKET FOR SHELL FLANGE (LHS)	1	UA	892 OD x 866 ID x 3 THK
16	GASKET FOR SHELL FLANGE (RHS)	1	UA	788 OD x 762 ID x 3 THK
15	GASKET FOR CHANNEL FLANGE (LHS)	1	UA	3.0 THK. REF. DET.
14	GASKET FOR COVER FLANGE	1	UA	3.0 THK. REF. DET.
13	SHELL COVER FLANGE	1	SA- 266 CL.I	972 OD x REF. DET.
12	BACKING RING	1	SA- 266 CL.I	796 OD x 74. THK.
11	F.DATING HEAD FLANGE	1	SA- 266 CL.I	796 OD x 78 THK.
10	F.DATING HEAD DISH	1	SA- 516 GR.60	18 THK. NOM./15 THK. MIN. x REF. DET.
9	CHANNEL COVER FLANGE	1	SA- 516 GR.60	868 OD x 70 THK.
8	GIRTH FLANGE(CHANNEL LHS)	1	SA- 266 CL.I	868 OD x REF. DET
7	GIRTH FLANGE(CHANNEL RHS)	1	SA- 266 CL.I	868 OD x REF. DET
6	GIRTH FLANGE(SHELL LHS)	1	SA- 266 CL.I	972 OD x REF. DET
5	GIRTH FLANGE(SHELL RHS)	1	SA- 266 CL.I	868 OD x REF. DET
4	DISHED END - HEMISPHERICAL	1	SA- 516 GR.60	854 OD. x 12 THK. NOM./10 THK. MIN.
3	CHANNEL SHELL(LHS)	1	SA- 516 GR.60	850 OD. x 12 THK x 3142 LG.
2	CHANNEL SHELL(RHS)	1	SA- 516 GR.60	745 OD. x 10 THK x 3561+3486
1	SHELL	1	SA- 516 GR.60	745 OD. x 10 THK x 5570 LG.
PART No.	DESCRIPTION	QTY.	MATERIAL	SIZE

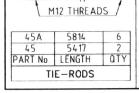
BILL OF MATERIAL

REV	DATE	DESCRIPTION	BY	CHKD	APPD
5	17.06.2011	ASBUILT DIMENSIONS INCORPORATED AND REISSUED FOR APPROVAL	BPS	HMM	HVR
4	08.02.2011	EIL COMMENTS INCORPORATED AND REISSUED FOR APPROVAL	BPS	HMM	HVR
3	21.12.2010	EIL COMMENTS INCORPORATED W.R.T. 2 OF 3 AND REISSUED FOR APPROVAL	TPR	AKK	HVR
2	01.12.2010	EIL COMMENTS INCORPORATED AND REISSUED FOR APPROVAL	BPS	TPR/AKK	HVR
1	19.10.2010	EIL COMMENTS INCORPORATED AND REISSUED FOR APPROVAL	BPS	TPR/AKK	HVR
0	15.09.2010	ISSUED FOR APPROVAL	USG/BPS	TPR/AKK	HVR

REVISION LIST

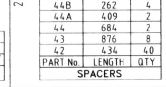
CICB - Chemicon Pvt. Ltd.
BANGALORE

DRN USG/BPS	CLIENT : M/s. BRAHMAPUTRA CRACKER & POLYMER LIMITED.
DATE 15.09.2010	
CHKD TPR/AKK	CONSULTANT : M/s. INGINEERS INDIA LTD.
DATE 15.09.2010	END USER : -
APPD HVR	TITLE : **AS-BUILT DRAWING**
DATE 15.09.2010	**FABRICATION DETAIL OF CHARGE GAS**
SCALE -	**COMPRESSOR 4TH STAGE SUCTION COOLER**
THIS DWG IS THE PROPERTY OF CICB ALL USE WITHOUT WRITTEN CONSENT FORBIDDEN	DWG No. CICB-P378-302 SHEET NO. 2 OF 3 REV No. 5
	PROJECT BPCP/BPCL UNIT-ECU EQPT. No. -
CICB-CHEMICON JOB No. P378-10-008	TAG No. 113-EE-210
	CLIENT'S P.O. No. FOA. NO. 6907-113-EE-PO-6565/0063/014 DATED 19.06.2010
	MASTER INDEX NO. 10-296



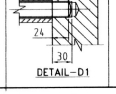
45A	5814	6
45	5417	2
PART No.	LENGTH	QTY

TIE-RODS

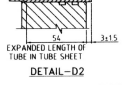


44E	385	6
44D	242	4
44C	704	2
44B	262	4
44A	409	2
44	684	2
43	876	8
42	434	40
PART No.	LENGTH	QTY

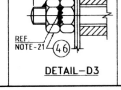
SPACERS



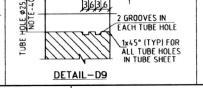
DETAIL-D1



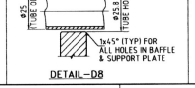
DETAIL-D2



DETAIL-D3

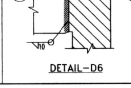


DETAIL-D9



DETAIL-D4

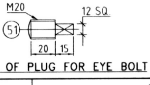
DETAIL-D8



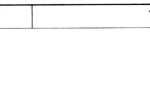
DETAIL-D6



DETAIL-D7

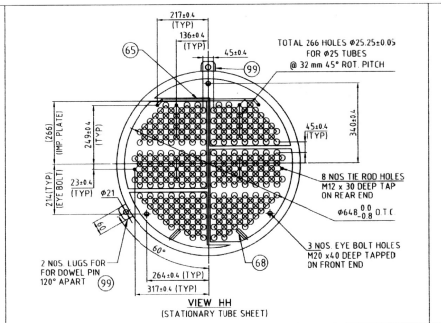


DET. OF PULLING EYE BOLT

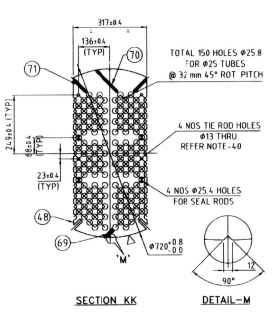


DET. OF PLUG FOR EYE BOLT

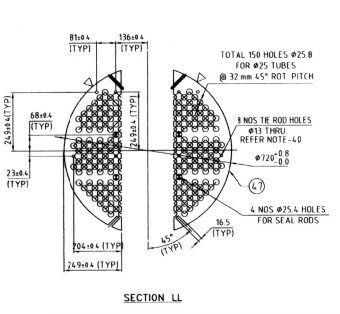
VIEW JJ
(FLOATING TUBE SHEET)



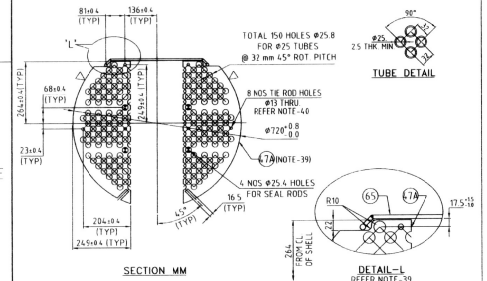
VIEW HH
(STATIONARY TUBE SHEET)



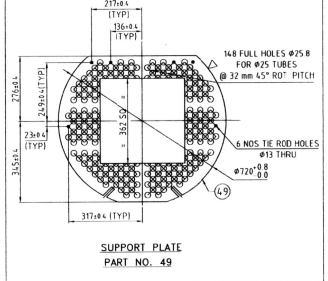
SECTION KK DETAIL-M



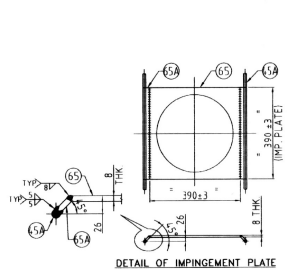
SECTION LL



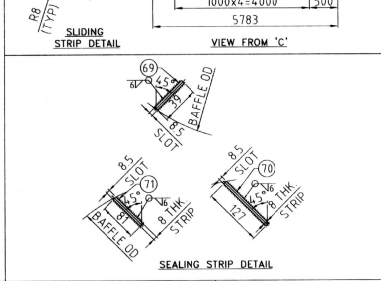
SECTION MM



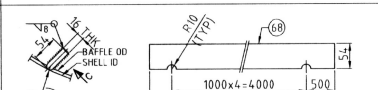
SUPPORT PLATE
PART NO. 49



DETAIL OF IMPINGEMENT PLATE



SEALING STRIP DETAIL



SLIDING STRIP DETAIL

VIEW FROM 'C'

CICB Chemicon Pvt. Ltd.
D.C. P378-33-W - 20/6/11